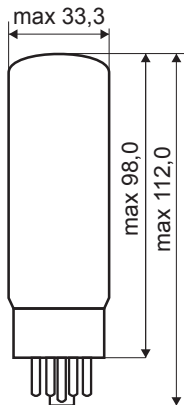
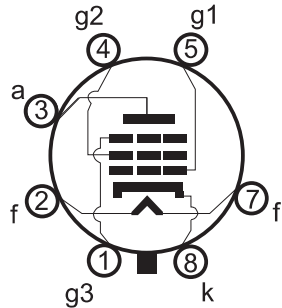


EL34, E34L

A. F. OUTPUT PENTODE



Base: OCTAL

$$U_f = 6,3 \text{ V}$$

$$I_f = 1,5 \text{ A}$$

Typical Characteristics:

$$U_a = 250 \text{ V}$$

$$U_{g3} = 0 \text{ V}$$

$$U_{g2} = 265 \text{ V}$$

$$U_{g1} = \text{from } -10 \text{ to } -13,5 \text{ V}$$

(for EL34)

from -13,5 to -16,5 V

(for E34L)

$$I_a = 100 \text{ mA}$$

$$I_{g2} = 14,9 \text{ mA}$$

$$S = 11 \text{ mA/V}$$

$$R_i = 15 \text{ k}\Omega$$

$$\mu_{g2/g1} = 11$$

Limiting Values:

$$U_{a0} = 2000 \text{ V}$$

$$U_a = 800 \text{ V}$$

$$W_{a(\max)} = 25 \text{ W}$$

$$U_{g20} = 800 \text{ V}$$

$$U_{g2} = 450 \text{ V}$$

$$W_{g2(\max)} = 8 \text{ W}$$

$$I_k = 150 \text{ mA}$$

$$U_{k/f} = 100 \text{ V}$$

$$R_{k/f} = 20 \text{ k}\Omega$$

V

Capacitances:

$$C_{g1} = 15,5 \text{ pF}$$

$$C_a = 10 \text{ pF}$$

$$C_{a/g1} = 1,3 \text{ pF}$$

Red/Blue versions available



TRANSFER CHARACTERISTICS

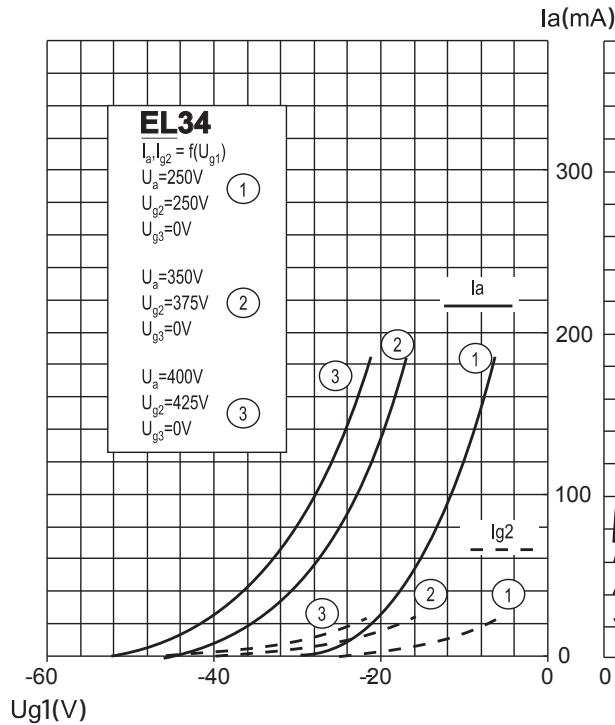


PLATE CHARACTERISTICS

